



Somerville School

Vasundhara Enclave, Delhi 110096

CLASS I

HOLIDAY HOMEWORK



SUMMER EXPLORERS





Holiday Homework Guidelines:

1. Submit your holiday homework neatly in a scrapbook.
2. Parents are kindly requested to guide their children without doing the work for them.

ENGLISH

Cursive Writing Practice Instructions:

1. Write each sentence carefully in neat cursive handwriting.
2. Use a four-line ruled notebook for practice.
3. Write each line five times.
4. Maintain appropriate spacing between words.
5. Use well-sharpened pencils and focus on keeping your work tidy and presentable.
6. Practice letter formation before doing cursive writing, if required.



Cursive Writing Lines:

Day 1. The little brown dog ran across the grass.

Day 2. I will read my favourite book before bedtime every night.

Day 3. He helps his mother bake cookies in the big oven.

Day 4. We are going to the zoo to see lions and zebras.

Day 5. My best friend and I play with toys after school.

Day 6. The Sun is shining, and the birds are singing sweet songs.

Day 7. Your mother will love you forever.

Day 8. A big red ball is under the wooden table.

Day 9. The quick brown fox jumps over the lazy dog.

Day 10. Kindness is free, sprinkle it everywhere.

Draw a picture of a place you explored during your summer holidays (like a park, a beach, or even your grandparent's home!).

Write 10 simple sentences about what you explored and what you saw.

(Decorate both the A4 size sheets with drawings/ colorful borders, etc.)


To cultivate the habit of reading, start with something interesting.

Read the following books:



EVS

☀️ Make a collage of Summer fruits (Any 5) in a scrapbook and write about their colour and taste.
For example: Mango – Sweet and Sour



☀️ Go for a morning walk and collect leaves and make any picture.



MATHEMATICS

SHAPE-O-MANIA



Use A4 size colour sheets to create various sizes of shapes (circle, square, rectangle and triangle).

Create a scenery or a drawing using the cutouts in the scrap book.



NUMBER

Word Search



T R K H L Z V E I G H T E E N
H Q Y N I N E T E E N S V D T
R F O U R H A S G V V L T U H
E G X F S E V E N T E E N K I
E O N E Q C X V P W X E S E R
F L F U Z X E E T G J E I B T
Z O E E D T C N K U J F X F E
P C U V I Z W T W O Z F T I E
G Q H R E G E F T F I N E F N
K L C J T N H I H W E P E T R
M Q Q P K E S T A T E E N E B
G U E F Q E E D L E W N U E S
T B Z Y V K K N N J N T T N I
R U J I J H A I Z X K S X Y X
P U F D J Y N J Z C V W W O Y



WORD LIST

ONE
TWO
THREE
FOUR

FIVE
SIX
SEVEN
EIGHT

NINE
TEN
ELEVEN
TWELVE

THIRTEEN
FOURTEEN
FIFTEEN
SIXTEEN

SEVENTEEN
EIGHTEEN
NINETEEN
TWENTY



ORDINAL NUMBER NAMES - LET'S COLOR !

Color the seventh scoop yellow.

Color the sixth scoop orange.

Color the fifth scoop red.

Color the tenth scoop blue.

Color the fourth scoop pink.

Color the eight scoop violet.

Color the second scoop green.

Color the third scoop red.

Color the ninth scoop orange.

Color the first scoop yellow.


















हिंदी ग्रीष्मावकाश गृहकार्य

प्रश्न 1. नीचे दिए गए वर्णों में से स्वर छाँटकर सही क्रम से लिखिए -

त उ स ऐ ऊ प औ र ऋ ष श
ह ई न आ ख ओ च अ ए छ इ

स्वर										
------	--	--	--	--	--	--	--	--	--	--


प्रश्न 2. चित्रों की सहायता से खाली स्थान में व्यंजन लिखिए -

	क	—	—	—	ड		
	—	छ	—	—	ज		
	—	ठ	—	ढ	—		
	—	थ	—	—	न		
	प	—	—	भ	—		

प्रश्न 3 नीचे दिए गए चित्रों को पहचानकर उनके नाम लिखिए -



.....



.....



.....



.....



.....



.....


प्रश्न 4. नीचे दिए चित्रों में रंग भरिए और नाम लिखिए -




.....



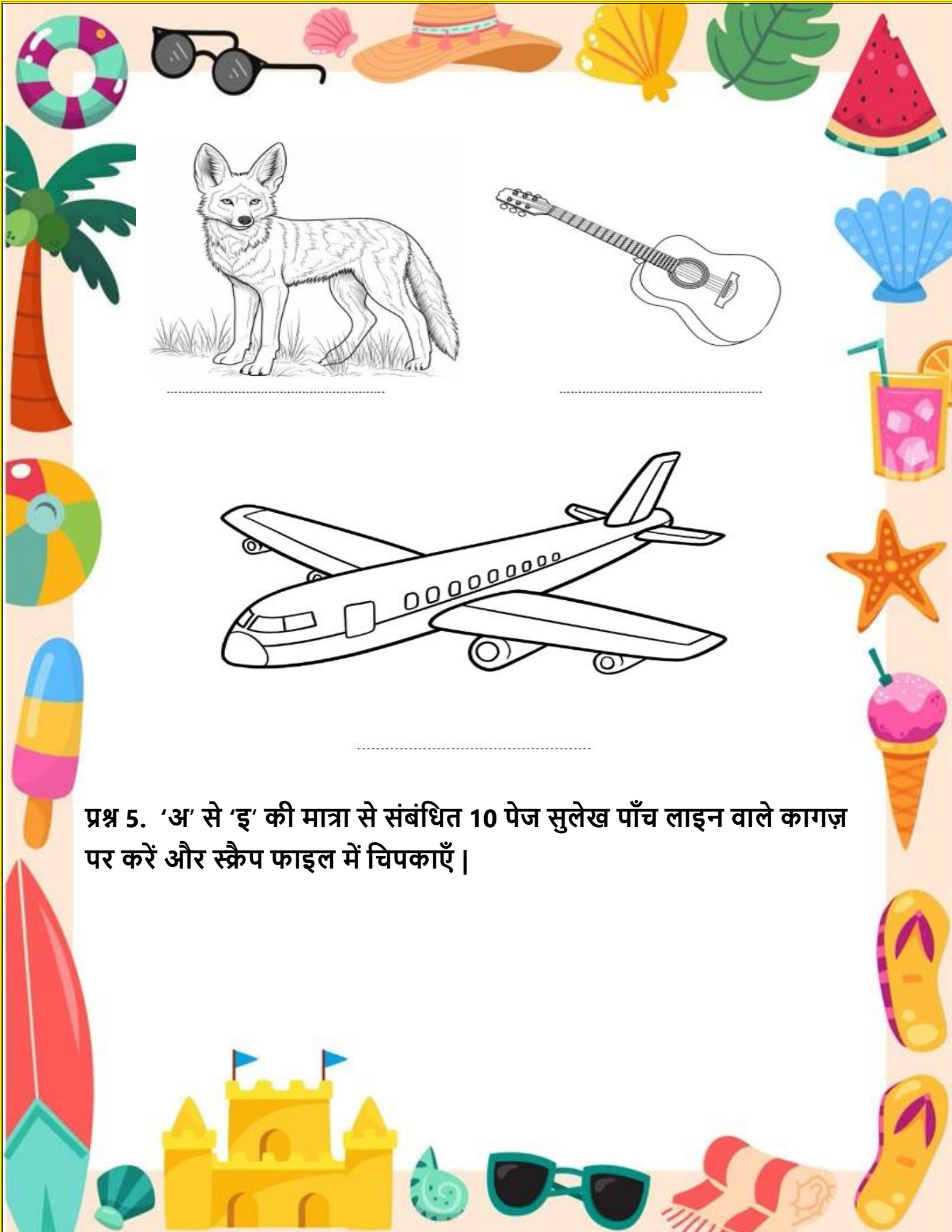
.....



.....



.....



प्रश्न 5. 'अ' से 'इ' की मात्रा से संबंधित 10 पेज सुलेख पाँच लाइन वाले कागज़ पर करें और स्ट्रैप फाइल में चिपकाएँ।